

## HEADCOUNTS ANALYSIS

### Indicators by Gender

	Headcounts	Age Min	Average	Age Max
Female	23	0	31	43
Male	28	27	39	62
Not Defined	5	36	43	53
Not Provided	0			

	Headcounts	Fixed Sal. Min	Fixed Sal. Average	Fixed Sal. Max
Female	23	836	3 004	7 392
Male	28	695	2 905	7 392
Not Defined	5	6 421	10 406	20 967
Not Provided	0	0	0	0

		Headcounts	Age Min	Average	Age Max
Belgium	Female	3	24	31	37
	Male	0			
	Not Defined	5	36	43	53
	Not Provided	0			

		Headcounts	Fixed Sal. Min	Fixed Sal. Average	Fixed Sal. Max
Belgium	Female	3	3 977	4 921	6 182
	Male	0	0	0	0
	Not Defined	5	6 421	10 406	20 967
	Not Provided	0	0	0	0

		Headcounts	Age Min	Average	Age Max
Finland	Female	0			
	Male	3	29	34	43
	Not Defined	0			
	Not Provided	0			

		Headcounts	Fixed Sal. Min	Fixed Sal. Average	Fixed Sal. Max
Finland	Female	0	0	0	0
	Male	3	4 028	4 438	5 136
	Not Defined	0	0	0	0
	Not Provided	0	0	0	0

		Headcounts	Age Min	Average	Age Max
France	Female	10	26	33	39
	Male	10	27	34	57
	Not Defined	0			
	Not Provided	0			

		Headcounts	Fixed Sal. Min	Fixed Sal. Average	Fixed Sal. Max
France	Female	10	1 345	2 068	3 613
	Male	10	1 366	2 183	3 845
	Not Defined	0	0	0	0
	Not Provided	0	0	0	0

Malaysia	Female	1	43	43	43
	Male	4	34	40	48
	Not Defined	0			
	Not Provided	0			

Malaysia	Female	1	836	836	836
	Male	4	695	915	1 183
	Not Defined	0	0	0	0
	Not Provided	0	0	0	0

Norway	Female	1	43	43	43
	Male	4	34	40	48
	Not Defined	0			
	Not Provided	0			

Norway	Female	1	2 605	2 605	2 605
	Male	4	3 386	5 256	7 234
	Not Defined	0	0	0	0
	Not Provided	0	0	0	0

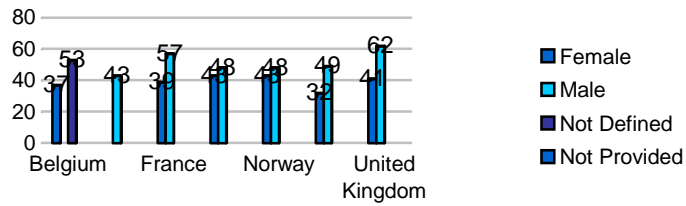
South Africa	Female	2	29	31	32
	Male	1	49	49	49
	Not Defined	0			
	Not Provided	0			

South Africa	Female	2	7 392	7 392	7 392
	Male	1	7 392	7 392	7 392
	Not Defined	0	0	0	0
	Not Provided	0	0	0	0

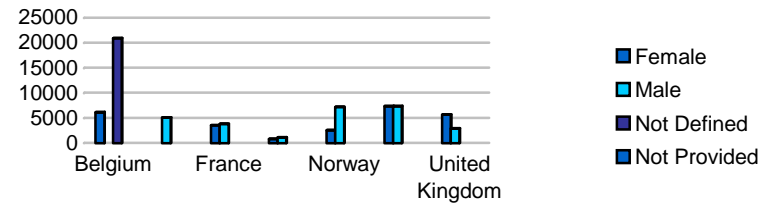
United Kingdom	Female	6	0	26	41
	Male	6	38	48	62
	Not Defined	0			
	Not Provided	0			

United Kingdom	Female	6	1 234	2 572	5 691
	Male	6	1 234	2 355	2 958
	Not Defined	0	0	0	0
	Not Provided	0	0	0	0

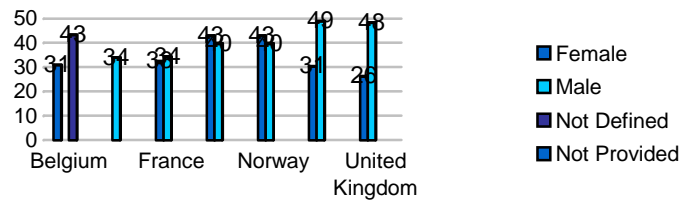
Maximum Age by Country and Gender



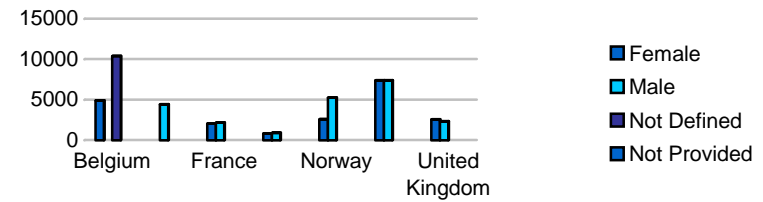
Maximum Fixed Salary by Country and Gender



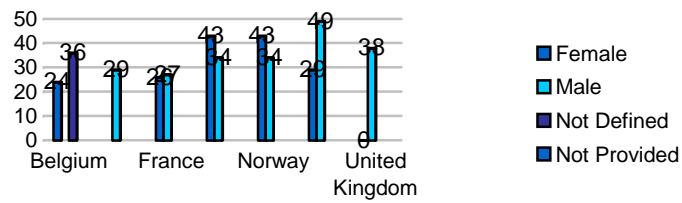
Average Age by Country and Gender



Average Fixed Salary by Country and Gender



Minimum Age by Country and Gender



Minimum Fixed salary by Country and Gender

